


PRESCHOOL

LEARNING BUNDLE




Name: _____

Name: _____ Date: _____

ALL ABOUT MY NAME

My name is:

Color the circle with the letters in your name:



Write your name below.

Name: _____ Date: _____

TRACING NUMBERS 1-5

Trace and write the numbers.

1	1	1	1
2	2	2	2
3	3	3	3
4	4	4	4
5	5	5	5

Name: _____ Date: _____

TRACING NUMBERS 6-10


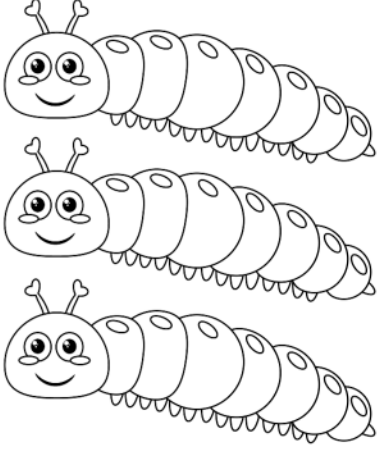
Trace and write the numbers.


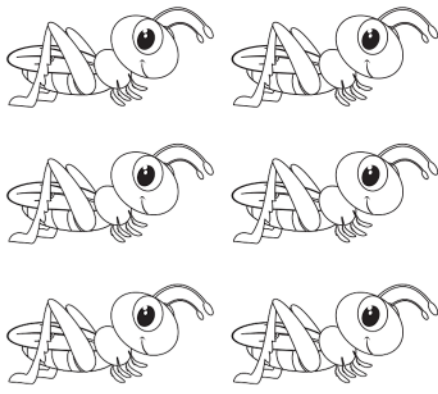
6	6	6	6
7	7	7	7
8	8	8	8
9	9	9	9
10	10	10	10



Name: _____ Date: _____

COUNTING OBJECTS

Count the objects and draw an X on the correct number.

	<input type="radio"/> 1		<input type="radio"/> 3
	<input type="radio"/> 2		<input type="radio"/> 2
	<input type="radio"/> 3		<input type="radio"/> 4

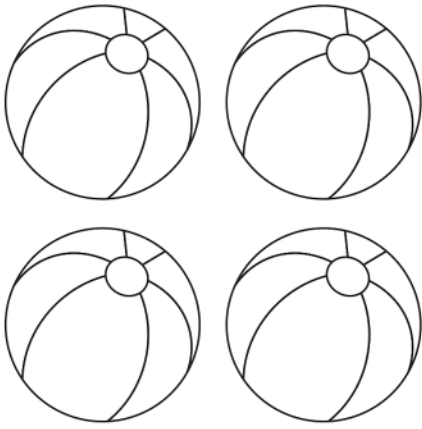
	<input type="radio"/> 4		<input type="radio"/> 3
	<input type="radio"/> 5		<input type="radio"/> 5
	<input type="radio"/> 3		<input type="radio"/> 6

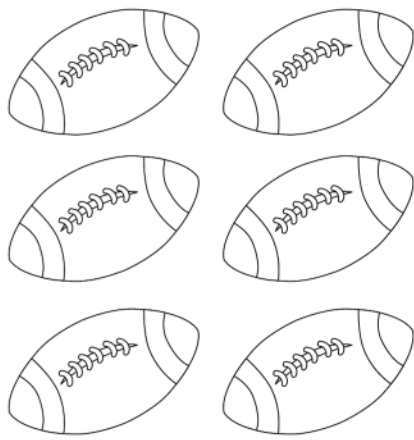
	<input type="radio"/> 2		<input type="radio"/> 2
	<input type="radio"/> 1		<input type="radio"/> 5
	<input type="radio"/> 4		<input type="radio"/> 4


Name: _____ Date: _____

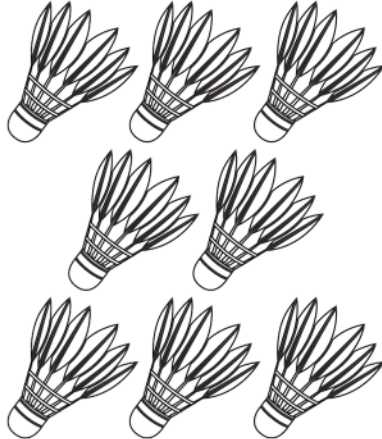
COUNTING OBJECTS

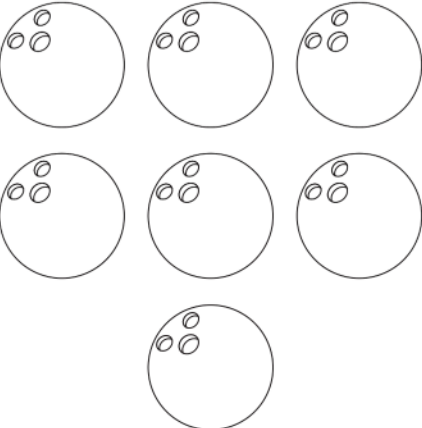
Count the objects and draw an X on the correct number.

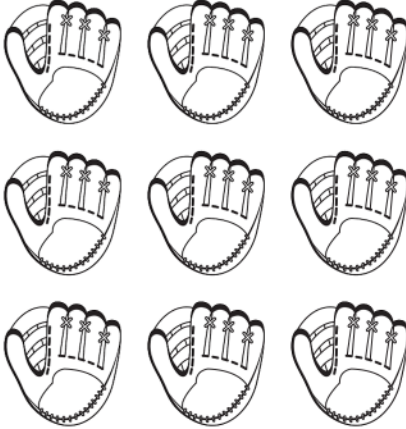
	<input type="radio"/> 5
	<input type="radio"/> 4
	<input type="radio"/> 6

	<input type="radio"/> 8
	<input type="radio"/> 6
	<input type="radio"/> 4

	<input type="radio"/> 7
	<input type="radio"/> 9
	<input type="radio"/> 6

	<input type="radio"/> 6
	<input type="radio"/> 7
	<input type="radio"/> 8

	<input type="radio"/> 7
	<input type="radio"/> 6
	<input type="radio"/> 8

	<input type="radio"/> 9
	<input type="radio"/> 8
	<input type="radio"/> 10

Name: _____ Date: _____

MISSING NUMBERS 1-5

Paste the missing numbers.

1	2		4	5
---	---	--	---	---

1	2	3		5
---	---	---	--	---

	2	3	4	5
--	---	---	---	---

1		3	4	
---	--	---	---	--

2	4	5	3	1
---	---	---	---	---

Name: _____ Date: _____

MISSING NUMBERS 6-10

Paste the missing numbers.

	7	8	9	10
--	---	---	---	----

6	7	8	9	
---	---	---	---	--

6	7		9	10
---	---	--	---	----


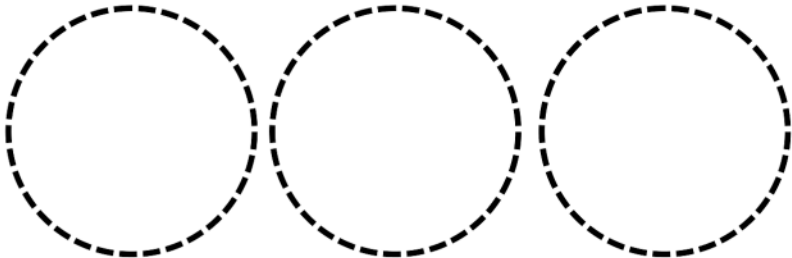

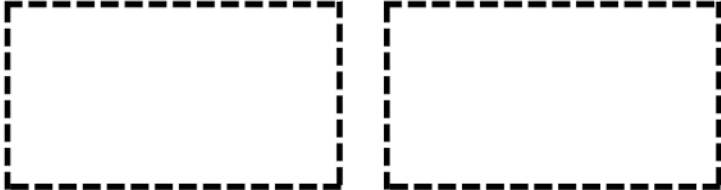


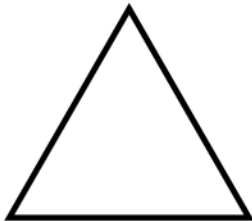



6		8		10
---	--	---	--	----

7	6	8	9	10
---	---	---	---	----

Name: _____ Date: _____

TRACE THE SHAPES

Color and trace the shapes.

Name: _____ Date: _____

ALPHABET ORDER

Trace the letters of the alphabet.

A	B	C	D	E	F
G	H	I	J	K	L
M	N	O	P	Q	R
S	T	U	V	W	X
Y	Z				

Name: _____ Date: _____

ALPHABET ORDER

Trace the letters of the alphabet.

a	b	c	d	e	f
g	h	i	j	k	l
m	n	o	p	q	r
s	t	u	v	w	x
y	z				

Name: _____ Date: _____

ALPHABET ORDER

Fill in the missing letters.

A	B		D		F
G	H	I		K	
M			P	Q	R
	T	U	V		X
	Z				

Name: _____ Date: _____

ALPHABET ORDER


Fill in the missing letters.

	b	c		e	
g		i	j		l
	n	o		q	r
	t	u		w	
y	z				

Name: _____ Date: _____

SAME AND DIFFERENT


Color the picture that is different in each row.



Name: _____ Date: _____

COLORS

Color the apple to match the color words.



red



orange



yellow



green



blue



purple



pink



brown



black


Name: _____ Date: _____

COLORS


Color the acorn to match the color words.




red




orange



yellow




green




blue




purple



pink



brown



black

Name: _____ Date: _____

COLORS

Color the bear to match the color words.



red



orange



yellow



green



blue



purple



pink



brown






black

Name: _____ Date: _____

CUTTING PRACTICE

Color the pictures then use scissors to carefully cut along the dotted lines.



Name: _____ Date: _____

CUTTING PRACTICE

Color the pictures then use scissors to carefully cut along the dotted lines.

